



Use & maintenance

- SC530

ATTENTION! Do not use the machine before you have read and understood the Instructions for User Manual



1a. Switch off charger by unplug charger cable from red battery plug. Reconnect the red battery plug to the machine.



1b. Disconnect the battery charger cable from the mains electricity supply.



2. Fill the tank with a clean water. The clean water temperature must not exceed 40 °C.



3. If the squeegee is not connected to the machine: install and fasten it with the handwheels, then connect to the suction hose.



4. If the squeegee is in upper position, lower it with the lever.



5. Place the brush or the pad-holder under the deck. Use the appropriate brush to clean the floor.



6. Lower the brush deck with the pedal.



7. Turn on the key, then slightly press the handle switch to engage the brush.



8. Adjust (if needed) the solution flow level according to the cleaning performance and application.



10. **Once you have finished cleaning** empty the recovery tank with the hose. Then empty the solution tank with the transparent hose.



11. Wash with clean water the recovery tank and the vacuum grid.



12. Press the click-off button and wait for the brush/pad holder to fall on the floor. Remove to clean or change brush.



13. Take the squeegee off and remove debris.



14. Check and clean the squeegee blades.



15. Clean the filter by removing the transparent cover and the gasket.



16. Clean the machine using a damp cloth and where needed use a neutral cleaning product.



17. Charge the batteries: Connect the battery charger cable to the mains electricity supply..



18. Park the machine with the recovery tank cover open.


If the machine has been used until the Red light illuminates on the battery level indicator on the machine, a full recharge of the batteries (10-12 hours) will be required. Failure to carry out this procedure may cause damage to the batteries. Charging the batteries after every use is recommended.

Troubleshooting

- SC530

ATTENTION! Do not use the machine before you have read and understood the Instructions for User Manual

The machine doesn't work as it should?



- 1 Check if the power cable is correctly connected.
- 2 Check if the battery is charged.

The suction doesn't work as it should?



- 1 Check if the suction hose is correctly installed and clean.
- 2 Open the recovery tank and check if the vacuum grid and gasket are clean.
- 3 Check if squeegee blades are damaged or dirty.
- 4 Close the recovery tank cover properly and/or verify the gasket wear.

The machine doesn't clean as it should?



- 1 Check if you have the right water settings.
- 2 Check if the solution filter is clean.

The brush don't work as they should?



- 1 Check if the brush are correctly installed and not worn out.
- 2 Check if there isn't any brush motor overload i.e. 3 LED lights flashing simultaneously.
- 3 Check if there are external materials preventing the brush rotating.